


# Value and Shading


The Icing on the Cake

- Value -The range of light and dark tones on a surface or in space.
- Shading -Representing the effects of light, in a drawing or painting with value to create the illusion of depth/dimension on flat surface.












# Keys to Shading

- Have a good drawing underneath.
- Remember that you are representing light.
- Understand the 5 types of light.
- Use all the values; darks, lights, and mid-tones.

# 5 Types of Light

1. HIGHLIGHT
2. HALF-TONE
3. CORE SHADOW
4. REFLECTED LIGHT
5. CAST SHADOW








dezkenob1.deviantart.com

M. Deakin '10



<http://toctillon.deviantart.com>





GH



# Keys to Shading

- Have a good drawing underneath.
- Remember that you are representing light.
- Understand the 5 types of light.
- Use all the values; darks, lights, and mid-tones.

# Different Pencil, Different Result.

Hard

5H

4H

3H

2H

H

Medium

HB

B

2B

3B

4B

Soft

5B

